

**RUSH
WITT &
WILSON**



**3 Fox Hill, Bexhill-On-Sea, East Sussex TN39 4LZ
£425,000 Freehold**

Beautifully presented detached bungalow with accommodation comprising two double bedrooms, living room with fireplace, modern fitted kitchen and a shower room. Other benefits include gas central heating system, double glazed windows and doors. Externally the property has off road parking to the front and a garage. There is an area of garden to the front and south facing gardens to the rear. The property is presented to an exceptional standard by the current vendor and viewings comes highly recommended by Rush Witt & Wilson sole agents.



Entrance Hallway

Entrance door, double radiator, access to the roof space, built-in airing cupboard with slatted shelving and built-in storage cupboard with gas central heating and domestic hot water boiler.

Living Room

18'11 x 10'9 (5.77m x 3.28m)

Window to the side elevation, French doors and windows to the rear, double radiator, living flame log effect fire set in stone fireplace.

Kitchen

11'1 x 10'5 (3.38m x 3.18m)

Window and door to the rear, modern fitted kitchen comprising a range of base and wall units with laminate wood block effect worktops, one and a half bowl single drainer sink unit with mixer tap, electric hob with glass splashback, extractor canopy and light, integrated double oven with grill, double radiator, built-in fridge/freezer, built-in washing machine.

Bedroom One

13' x 8'10 (3.96m x 2.69m)

Window to the front elevation, single radiator, fitted wardrobe cupboards.

Bedroom Two

10'8 x 9'8 (3.25m x 2.95m)

Window to the front elevation, single radiator, built-in wardrobe cupboards, storage cupboards, dressing table/desk.

Bathroom

Obscured glass window to the side elevation, modern suite comprising wc with concealed cistern, wash hand basin with vanity unit beneath, part tiled walls, electric shaver point, double radiator, Aqualiser splashbacks, walk-in shower with glass screen, chrome controls, chrome showerhead.

Outside

Front Garden

Mainly laid to lawn with driveway providing off road parking.

Rear Garden

Southerly aspect and is mainly laid to lawn, patio area for

alfresco dining, timber framed shed, enclosed with fencing to all sides offering privacy and seclusion, outside water tap.

Garage

Electrically operated up and over door, window to the rear, door to the side, space for tumble dryer, work bench, power, light.

Agents Note

Council Tax Band - D

Fixtures and fittings: A list of the fitted carpets, curtains, light fittings and other items fixed to the property which are included in the sale (or may be available by separate negotiation) will be provided by the Seller's Solicitors.

Important Notice:

1. Particulars: These particulars are not an offer or contract, nor part of one. You should not rely on statements by Rush, Witt & Wilson in the particulars or by word of mouth or in writing ("information") as being factually accurate about the property, its condition or its value. Neither Rush, Witt & Wilson nor any joint agent has any authority to make any representations about the property, and accordingly any information given is entirely without responsibility on the part of the agents, seller(s) or lessor(s).

2. Photos, Videos etc: The photographs, property videos and virtual viewings etc. show only certain parts of the property as they appeared at the time they were taken. Areas, measurements and distances given are approximate only.

3. Regulations etc: Any reference to alterations to, or use of, any part of the property does not mean that any necessary planning, building regulations or other consent has been obtained. A buyer or lessee must find out by inspection or in other ways that these matters have been properly dealt with and that all information is correct.

4. VAT: The VAT position relating to the property may change without notice.

5. To find out how we process Personal Data, please refer to our Group Privacy Statement and other notices at <https://rushwittwilson.co.uk/privacy-policy>

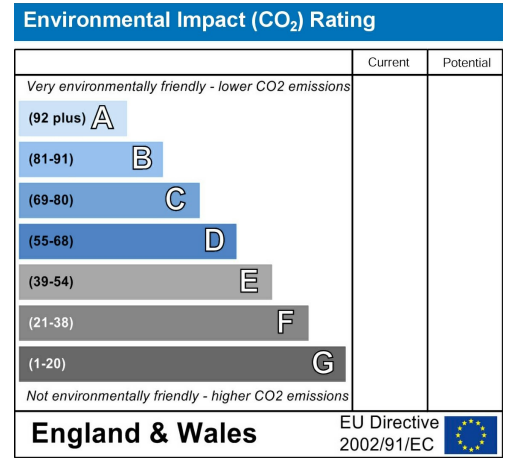
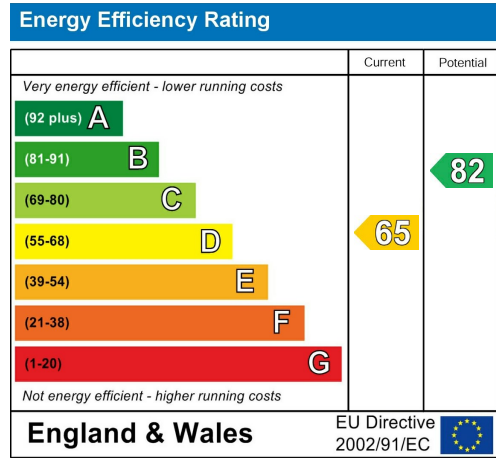
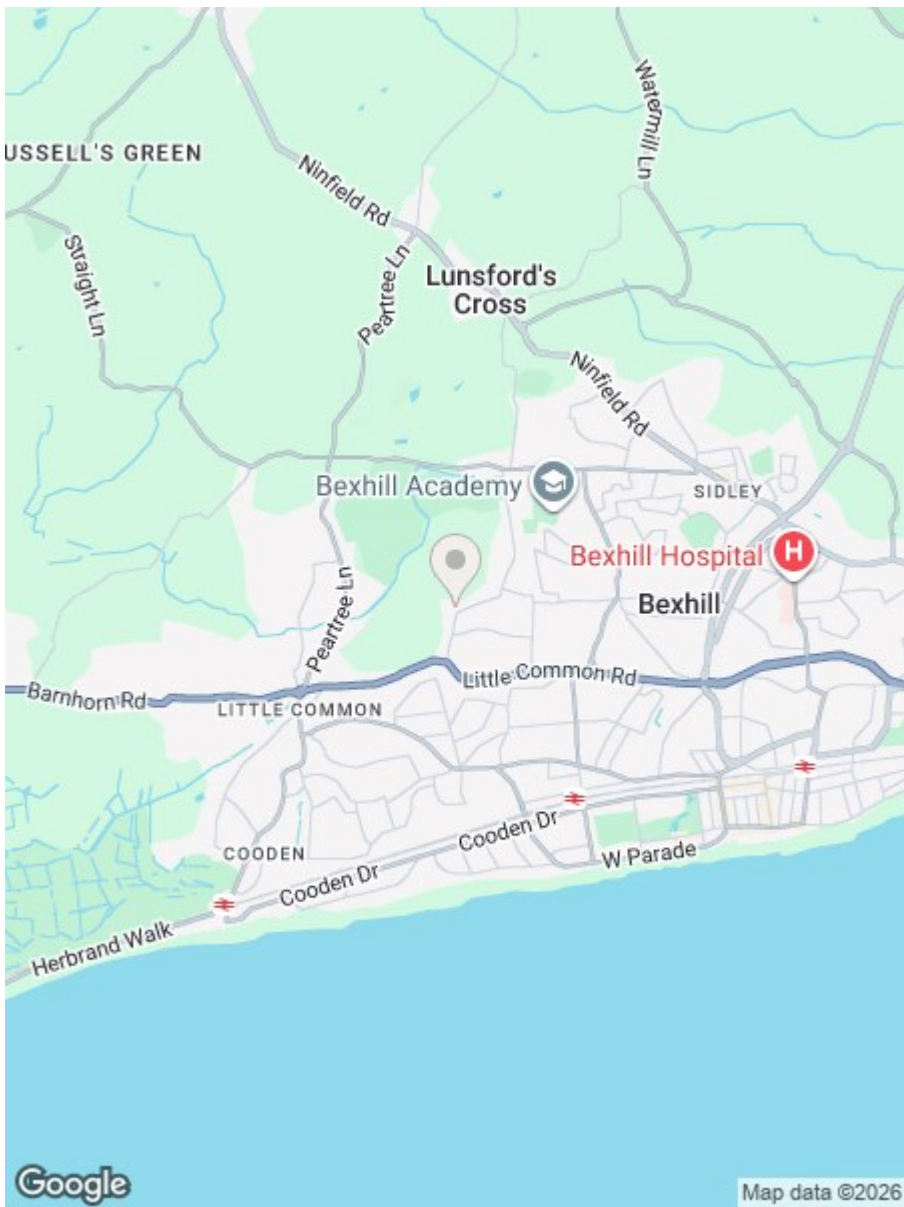


GROUND FLOOR
821 sq.ft. (76.2 sq.m.) approx.



TOTAL FLOOR AREA : 821 sq.ft. (76.2 sq.m.) approx.

Whilst every attempt has been made to ensure the accuracy of the floorplan contained here, measurements of doors, windows, rooms and any other items are approximate and no responsibility is taken for any error, omission or mis-statement. This plan is for illustrative purposes only and should be used as such by any prospective purchaser. The services, systems and appliances shown have not been tested and no guarantee as to their operability or efficiency can be given.
Made with Metropix ©2025



**RUSH
WITT &
WILSON**

**Residential Estate Agents
Lettings & Property Management**



**3 Devonshire Road
Bexhill-on-Sea
East Sussex
TN40 1AH
Tel: 01424 225588
bexhill@rushwittwilson.co.uk
www.rushwittwilson.co.uk**